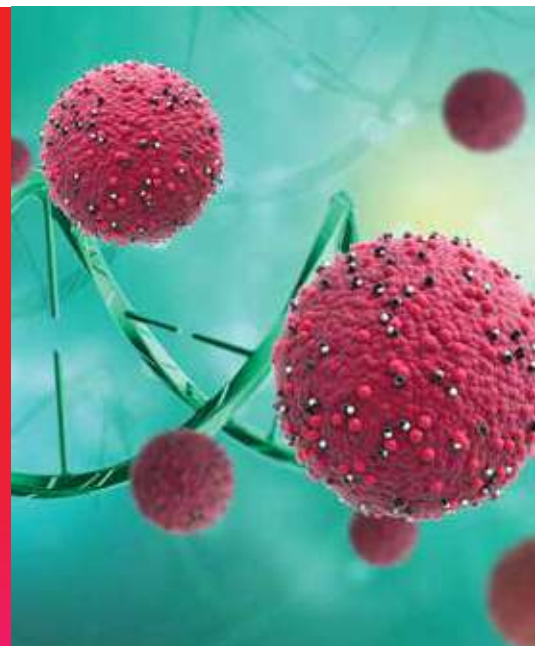
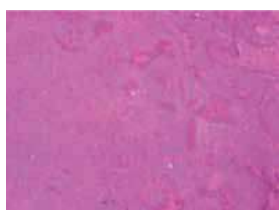


Case Study



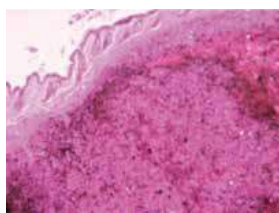
Histology sections of tumors showing that the TILs were not observed in XXX combination with ADU-S-100 treated-animals as tumor burden was completely reduced compared to vehicle group.



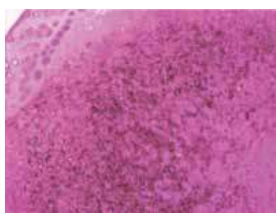
Group 1 – Vehicle:
TILs, Non-Brisk



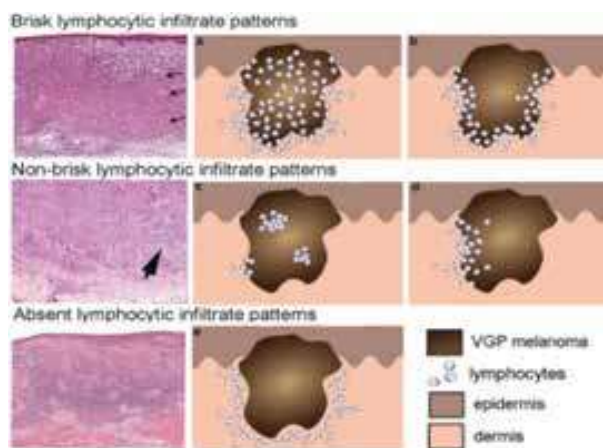
Group 2 – xxx 10 mg/kg:
TILs, Non-Brisk



Grp 3: ADU-S100 100 µg/kg:
TILs, Absent



Grp 4: XXX 10 mg/kg + ADU-S100 100 µg/kg:
TILs, Absent



Let's begin the
Conversation

E: bd@aragen.com

W: aragen.com

[in /company/aragen-life-sciences](https://www.linkedin.com/company/aragen-life-sciences)

[f /AragenLifeSciences](https://www.facebook.com/AragenLifeSciences)